

LA COUPLER



<http://www.ladiv-nmra.org>

Fall/Winter 2015



Future Member of the NMRA?



Publication Information
The L. A. Coupler

The official publication of the Los Angeles Division, Pacific Southwest Region (PSR). National Model Railroad Association (NMRA).

The LA Coupler is published quarterly by the Los Angeles Division of the National Model Railroad Association and is available online at:
<http://ladiv-nmra.org>.

All materials, articles, and advertising must be submitted to the Editor and in an electronic format. Contact us for a copy of our submission guidelines.

Advertisers may contact the Editor to request guidelines and a rate card.

Subscribers with an e-mail address will automatically receive the PDF version.

Copyright 2014, LA Division Pacific Southwest Region, National Model Railroad Association.

Permission to reprint granted to all affiliates of the NMRA. Others may request permission to reprint from the Editor:

Except for Official reports, opinions expressed are those of the author, and do not necessarily represent those of the L.A. Division, PSR, or the NMRA.

Thank you for supporting the Coupler !

Publication Team:

Editor: Scott Sackett
1264 Alameda Ave.
Glendale CA. 91201
essaness@pacbell.net

Photographers:

Tim Johnson
James Keena

Pat Raymer

Electronic PDF Distribution;

Pat & Mona Raymer

Fall/Winter Edition 2015

FEATURES

Superintendent Report	3
Directors Report	4
Hello From the Website Guy.....	5
Financial Report	6
Station Stop	7
From the Past	14
Los Angeles Division Directory	20
Model Train & Railroad Events	22-24

LA Coupler Deadlines:

Winter Issue - December 1

Spring Issue - March 1

Summer Issue - June 1

Fall Issue - September 1

The LA Coupler is also looking for submissions, articles, or photos. Please forward them to the Editor at;

essaness@pacbell.net

On the Cover...



Father and son enjoy the trains at the 2015 NMRA "Freight Fright" Botannical Garden Show.

Superintendents Report

To:

We tried to put the Coupler in/on the website rather than send a separate publication by email. That didn't work out well for a couple of reasons but mainly those of us responsible for articles didn't pay attention to deadlines, so back to a separate email.

The conventions, NMRA & PSR, were great events. If you made it to one or both you know what I mean. Both groups of volunteers went out of their way to provide the best convention possible. You can say a clinic is a clinic and a layout is a layout is a layout but each geographic area has clinicians with slightly different ideas and ways to present stuff. I always leave a clinic with new information. Layouts in many cases reflect the local area and they are nice to see. I like to play the game of find a kit that I know and see how it has been bashed and used differently.

Enough of what has happened there is a lot of stuff going on in your Division. We are the host of the 2016 PSR convention. It's going to be held at the DoubleTree LA Westside, which is in Culver City just off the 405, Sept. 21-24. Go to the PSR web page and click on conventions psrconvention.org. It's early and some of the pages are waiting for information, such as the clinician page. Although several clinicians have offered to give presentations we are looking for more presentations. We are striving to have presentations from 1 1/2 gauge to Z scale. If you've been thinking about giving a presentation commit. If you're a little apprehensive about getting up in front of fellow modelers, you think they are more of an expert, don't be. If they weren't looking for new ideas they wouldn't be there willing to listen to what you have to say. If you want to get your "feet wet" before "stepping out" at a convention give a presentation next spring at LA Div. SpringRail, April 23rd or April 8th at the Cajon Div. Temecula meet. If you'd like to give a clinic but don't know what NMRA may have an answer for you. They have and are developing clinics, power point, ready to run. So the clinic is done you just

have to present. They're called "Edutrain".

Bob Chaparro, Model Railroaders of Southern California, webmaster and planner of the great layout tours we have is putting to together the convention tours. Every layout I've visited has some unique aspect some of which are finding their way to my layout. If you have a layout I'm sure you've got a unique something that someone will get an "ah ha". I have a friend who never had built a layout. He did some unique things, the word got out and it will appear in this year's publication on layouts. You may not be as lucky or unlucky as you would see it but you've got a layout people will enjoy, SHARE. And committing to showing your layout will give you that nudge you need to complete a project or just clean up the mess you've got under and around.

Begin the convention Wednesday night welcome party held at a private layout in Torrance, including dinner at no charge. Finish the convention Sunday morning with a brunch at the Magic Castle extra fare and limited number.

Prototype tours, we believe we've got a few tours you'll want to take: How about a Gold Line private car with host from LAUPT to the new Monrovia maintenance yard. Guided tour behind the scenes of LAUPT. A ride on the Silver Splendor, formally a Cal Zephyr dome car, to Santa Barbara and back breakfast and dinner included with a day of wine tasting, on you, or just taking in the sights of Santa Barbara. Proto tours are limited to 48 people bused to and from hotel/LAUPT.

One last thing you should do bring an already built or bring a model special for the convention. Bring it to SpringRail and get some feedback so you have a fantastic model to show at the convention. You can just show it in the popularity contest or put in a little paper work one page, qualified people are going to be at both events to assist you in filling it out, and submit it to be judged

(Continued on page 7)

X

OPR:

M.



Director's Report



First of all, I would like to extend my thanks to all of you who voted. I am very pleased and happy to be the new Director of the LA Division of the PSR. I will do my best to ensure that we move forward and hope to bring new vision and events to our division. My "door is always open", so please do not hesitate to contact me with any thoughts or concerns you may have. I would be happy to hear from you!

Mona and I attended the NMRA National Convention in Portland and had a very good time. We met a lot of modelers and "railfans" (previously known as "railettes") from across the nation and overseas and were able to experience great prototype tours, clinics and more. As you know, if you have ever attended a convention..... there is more to do than there is time to do it.

We also attended our regional convention, hosted by the Arizona Division and held in Scottsdale. The weather was hot, but as they say....."it's a dry heat". We were able to meet many members from that area that we had not known before. Here also, we were able to go on fun prototype tours, see great layouts and attend a vast array of clinics. Our hats are off to them for a job well done!

If you have never attended a convention before, we have the perfect opportunity for you to start! The LA Division will be hosting our regional convention, L.A. Junction, next year. It will be held at the DoubleTree by Hilton in Culver City, Sept 21 - 25, 2016. There will be a lot of great things to experience starting with our kick off reception, which will be held at Ron Varnell's 1400 square foot layout! So, if you have not reg-

istered yet, there is still time.....but some of our great activities, like the Santa Barbara wine train is filling up fast and, trust me, you don't want to miss it!!

Whether this would be your first or you have attended before, putting on a convention is a huge undertaking. We need all the volunteers we can get, whether it is for one day or the entire convention. We would be very appreciative of your help. Please contact us and let us know so we can order your very own "volunteer" shirt!

This has been a great year and it is not over yet. Our annual Freight Fright is being held this weekend, Oct. 24 & 25, 2015, at the South Coast Botanic Gardens in Palos Verdes. Hope you are able to attend.

We are looking forward to next year and focusing on our convention. But, we will have our annual SpringRail that will, once again, be held at the First Christian Church in Buena Park. More details to follow.

I hope to meet more of you at all of the upcoming events. If you are able to attend them, you will have a good time of fun and fellowship with other modelers, meet a lot of new friends and attend great clinics. I look forward to seeing all of you that I know and meeting those of you I don't yet. Please make sure to say hello.

Pat Raymer
Director, LA Division,
LA Div. PSR NMRA

.....



Hello from the Website Guy

One of the reasons why I enjoy model railroading so much is because it allows me to stop the clock, so to speak, and enjoy the railroading that is long gone. In my modeling world steam locomotives can be powering the trains one day and the next is filled with dirty, grimy S.P. tunnel motors. In recent years I have developed more of an interest in modeling and not venturing into the prototype world as often. In September I went on two outings with a good friend of mine and his son that reminded me how much the prototype world still has to offer as well.



Outing #1 – A ride on the Fillmore and Western. If you haven't been to ride this railroad yet, you really need to go. Their collection of vintage equipment includes F units, ALCos, a very nicely restored steam locomotive plus a very eclectic collection of passenger and freight cars. The day started with a visit to an old S.P. railroad bridge that was on the Santa Paula branch and is now a pedestrian bridge in a park. From some of the vantage points you could still almost imagine trains still passing over the bridge. Then we were off to Fillmore to pick up our

tickets, prior to train time. When we got there the ticket agent asked if we would be interested in paying a slight up charge to ride in the caboose that would be on the train that day. For \$5.00 each, we couldn't say no. The agent said we might be the only ones on the caboose (other than the docents) and she was right. It also turned out that I knew the engineer and before we had even left the station we had been offered a cab ride when we got to Santa Paula and the crew did some switching. When it was time to board the train we were joined by two docents who were extremely friendly and interesting to talk to. Riding in the caboose was truly like taking a step back in time. We were free to roam around the car and took turns enjoying the view from the cupola. The train goes at a speed that allows plenty of time to enjoy the avocado and lemon groves that the railroad goes past as well as the wonderful countryside of the area. Before we knew it we were in Santa Paula and it was time for our cab ride. The ALCo S-6 being used on the train that day had plenty of room for the crew and us visitors. Although I have plenty of time in the cab of an ALCo switcher, including as engineer, it was my friend and his sons first time riding a cab. They really enjoyed themselves and I was very happy that they were able to experience this very memorable moment. When we got back to the train we had enough time to grab some lunch and take it back to the train. On the way back to Fillmore I spent quite a bit of the trip up in the cupola taking photos and videos. There are plenty of nice curves along the line and with my zoom lens got some great photos of the train. When we got back one of the docents offered to show us the interior of the ex U.P. sleeper, National Embassy, that is owned by the Santa Clara River Valley Railroad Historical Society. This car sat outside the Miramar Hotel just below Santa Barbara for many

(Continued on page 16)

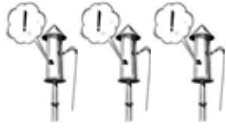
Financial Report

4:05 PM
 11/28/15
 Accrual Basis

LADivPSRNMRA
Balance Sheet
 As of December 31, 2015

	<u>Dec 31, 15</u>
ASSETS	
Current Assets	
Checking/Savings	
Checking	
Advisory Board	
Expenses	536.87
Total Advisory Board	536.87
Bank Fees	418.53
Banquet	
Expenses	227.71
Total Banquet	227.71
Build a Memory	
Income	-1,200.89
Total Build a Memory	-1,200.89
Elections	
Expenses	745.10
Total Elections	745.10
Freight Fright Modular Meet	
Expenses	249.50
Income	-399.03
Total Freight Fright Modular Meet	-149.53
Regional Convention	
Expenses	6,989.93
Income	-11,424.06
Total Regional Convention	-4,434.13
SpringRail	
Expenses	3,612.02
Income	-3,550.00
Total SpringRail	62.02
Checking - Other	11,499.33
Total Checking	7,705.01
Savings	
Intrest	-0.72
Savings - Other	5,101.36
Total Savings	5,100.64
Total Checking/Savings	12,805.65
Total Current Assets	12,805.65
TOTAL ASSETS	12,805.65
LIABILITIES & EQUITY	
Equity	
Opening Balance Equity	12,805.65
Total Equity	12,805.65
TOTAL LIABILITIES & EQUITY	12,805.65

James L. Keena
 Chief Clerk/Paymaster
 LA Div. PSR NMRA



STATION STOP

ITS FALL, TIME TO TURN OVER A NEW LEAF


It is the start of fall and I challenge you all to turn over a new LEAF. What this means is to get involved with your local NMRA Division and Region. This is where you will find *Learning while Enjoying Activities, and Friendship (LEAF)*. Attend local NMRA Division and neighboring Divisional meets in your Region and participate.

This is where you will learn new modeling technics or get a fresh perspective on tried and true ones. You will gain enjoyment and friendship in the various actives that include train shows, education lectures, historical PowerPoint presentations demonstrations, and hands-on make-&-take clinics, model contests, photo contests, poplar vote displays, swap meets, layout tours, and sharing meals together. It provides you the opportunity to share your knowledge and skills with others as well and build lasting friendships.

So get involved and turn over a new *LEAF*. Encourage your fellow model railroaders to join the NMRA, attend the upcoming SpringRail, Meet, Cajon Temecula Meet and register for the 2016 Los Angeles Junction Regional Convention. Sign up to present a clinic or volunteer to assist in these upcoming events.

Sincerely,

James L. Keena
Chief Clerk/Paymaster
LA Div. PSR NMRA
.....



Superintendent's Report:

(Continued from Page 3)

for a merit award.

On the subject of merit awards, a model receives a merit award if it earns 87 ½ points but what a lot of people don't understand that it is not out of 100 points, but rather, out of 125 points. If you're into school grades it first looks like it's a B+ but in actuality it's a C-. Now I know you do better than C- modeling so it should be a fairly easy. but not effortless to build a model that can get a merit award. Please remember the model is not being judged against other models, it's being evaluated on its own using a set of prescribed criteria. One piece of advice the evaluators (wrongly titled judges) have only a few minutes to look at your model for a specific part of the total evaluation. They rely heavily on what is written to evaluate what they see. Lead them to every minute detail and how it was accomplished. Don't wait until you get to the show to fill out the paper work. Read the evaluation criteria write it up best you can then have the "pros" at our two shows go over it with you and if it need tweaked do so.

Volunteers, to have a smooth running convention volunteers are needed. The more volunteers the less time a volunteer would be asked to assist. No assignment will be difficult, I promise. So please lend a hand. No one is getting paid to run this convention in fact the convention advisory board pay to attend the convention, too.

If you have an inkling that you'd like to get a little more involved the advisor board meets the second Thursday of the month at the Glendale Railroad Club (Society), 619 Hahn, Glendale. Get off at Pacific and go north to the first light. Turn 45 degrees to the left between Starbucks and Jack in the Box and go until you run into the parking lot. You'll be welcomed with open arms.

One last thing, this will go out just after our next LA Div. event, "Freight Fright" at South Coast Botanic Garden in Palos Verde. It's a modular show with several clubs erecting the layouts for a two-day show. There are some very fine modelers building modules. Last weekend I saw the USS Missouri, USS Independents, and two liberty ships in HO scale beside modules, impressive, High Desert Modular Club, Lancaster.

Michael Allee
Superintendent
LA Div. PSR NMRA
.....



Call for Candidates

Every two years the division must elect a Superintendent and Chief Clerk/Paymaster. If you wish to hold either of these offices please submit your name and candidate statement by **Dec. 31st** to **James Keena, 12341 Heritage Springs Drive, Santa Fe Springs, CA 90670** or Email: pjkeenawhit-tier@msn.com .

Each member of the LADIV shall be entitled to one vote on all matters submitted to a vote of the members. The deadline set for mail ballots shall not be less than thirty (30) nor more than sixty (60) days from the date of publication in the LA Coupler.

Section B: Superintendent:

1. The Superintendent shall be the Executive Officer of the LADIV with the total responsibility and authority for the achievement of the purpose of the LADIV. The Superintendent shall preside at all Meetings of Members, the Executive Advisory Committee and shall appoint such committees as may be required by the PSR and such other committees as may be required to further the purposes of the LADIV. The Superintendent shall authorize and direct the expenditure of all LADIV funds by the Chief Clerk/Paymaster, and shall at all times cooperate with the PSR through the Director. The Superintendent shall be an ex-officio member of all LADIV committees, without vote, except for the Executive Advisory Committee as specified in these By-Laws.

Section C: Chief Clerk/Paymaster:

1. The Chief Clerk/Paymaster shall act as Secretary/Treasurer of the LADIV and keep accurate record of all Meetings of Members and of the

Executive Advisory Committee. The Chief Clerk/Paymaster shall maintain a record of all current members of the LADIV and a record of all persons attending LADIV functions. The Chief Clerk/Paymaster and/or the designated assistant (s) appointed by the Chief Clerk/Paymaster shall receive and record all monies coming into the LADIV treasury and shall deposit them in a convenient bank or Savings and Loan in the name of the LADIV with a signature card for withdrawal by either the Chief Clerk/Paymaster or the Superintendent. The Chief Clerk/Paymaster shall make all disbursements as authorized and directed by the Superintendent. The Chief Clerk/Paymaster shall arrange for an annual audit by the Audit Committee and shall submit a complete financial report and Financial Statement for audit not less than three (3) weeks prior to the Annual Meeting of Members. The Chief Clerk/Paymaster shall have the complete financial report and Financial Statement together with any comments from the Audit Committee available for examination during the Annual Meeting of Members and shall cause them to be published in the LA Coupler, in the next available issue following the Annual Meeting of Members.

2. The Superintendent and Chief Clerk/Paymaster shall be elected by the membership of the LADIV, and shall hold office for a term of two years beginning at the Annual Meeting of the LADIV.

4. The Division officers shall be elected by mail ballots.

The Los Angeles Division annual business meeting



On October 8th, 2015 the Los Angeles Division met at the The Double Tree Hotel, Culver City to discuss and plan for the upcoming 2016 NMRA Convention; "LA Junction." Many exciting events and instructional clinics are being planned making this a must-see event!

Little Joe Dockside Switcher (actual size)




Look at the detail on this tiny replica of B&O's Dockside Switcher! Just the thing for every HO pike. This famous model is back in production by Varney, improved and packed in a new colorful box. See your dealer today . . . only \$15.

Ask your
dealer about

VARNEY

2016 PSR/NMRA Convention "L.A. Junction"



September 21st – 25th 2016

Convention Hotel
The DoubleTree Hotel, Westside/Culver City



Close to LAX Airport, 405 & 105 Freeways

2016 "LA Junction" Featured Events and Tours

Ride the Silver Splendor to Santa Barbara or San Luis Obispo



Our trip departs LA Union Station at 7:35 am aboard the private car "Silver Splendor" originally the Burlington Route Denver Zephyr Vista Dome "Silver Buckle". Guests will enjoy a hot buffet breakfast, and once in Santa Barbara, can take a no host wine tasting tour and take in the local sites,

or for an additional cost - ride the train to San Luis Obispo. The "Silver Splendor" will leave Santa Barbara at 4:00 pm and dinner will be served on the southbound journey. On this trip you will enjoy views of the Pacific Ocean and Ventura countryside and return to LA at 7:15 pm.

..... *Tour is limited to first 48 sign ups.*

Wednesday Night Welcome Reception

The Los Angeles Division, along with some local hobby shops, will host the Welcome Reception at Ron Varnells Union Pacific Railroad. His HO layout is housed in a 1,400 sf room; the layout is approximately 1,380 sf. and is a UP orientated layout

featuring both HO & HOn3 operations. The era is 1958 – 1970 and guests will have the opportunity to operate on the layout. Dinner and beverages will be served, come and enjoy this beautiful layout, have some fun, and meet up with old acquaintances

Los Angeles Union Station Walking Tour

This tour will visit and explore the historic Los Angeles Union Passenger Terminal. This famed station opened in 1939 and know for its classic Spanish architecture, serves nearly 110,000 passengers a day.

Highlights of this tour are areas not normally open to the public. The tour is about one mile of walking 2-1/2 hours and a bus will take you to and from the hotel to Union Station.

Metro Light Rail Yard/Maintenance Facility Tour

On this tour you will ride the Metro Light Rail on the gold line to the Maintenance Facility in Monrovia from Union Station; a bus will take you to and from the hotel to Union Station.

Hobo Breakfast

The traditional Hobo Breakfast will be held on Saturday 7:00 am at Dinah's Family Restaurant just across the street from the hotel. (6521 S Sepulveda Blvd, Los Angeles, CA)

Clinics

There will be over 60 hours of educational clinics offered on a wide range of topics and talents. Including Hands-On-Clinics!



Los Angeles Junction
Pacific Southwest Region Convention
September 21-24, 2016
Presented by: Los Angeles Division, PSR
Double Tree Los Angeles Westside, 6161 W. Centinela Ave.
Culver City, CA 90230 1-866-8199-5320



Group Code: NMR Cutoff Date for Group Rate Reservation is August 30, 2016

NMRA #: _____ Registration Date: _____

Name (s)* (1) _____ (2) _____

* As you want to appear on your badge

Address _____ Phone _____

City _____ State & Zip _____ Cell _____

E-Mail _____

Region & Home Div: _____ Primary Scale _____

Item	Qty	Each	Total
Adult Rail (NMRA Member) Registration & Banquet (___ Beef ___ Salmon ___ Veg)		\$ 115.00	
Adult Rail (NMRA Member) Registration Only		\$ 75.00	
Adult Family (with NMRA Member) Registration & Banquet (___ Beef ___ Salmon ___ Veg)		\$ 90.00	
Adult Family (with NMRA Member) Registration Only		\$ 65.00	
Youth (with NMRA Member) Registration & Banquet (___ Beef ___ Salmon ___ Veg)		\$ 80.00	
Youth (with NMRA Member) Registration Only		\$ 55.00	
Non NMRA Member Surcharge (Includes Signup for 6 Month Trial NMRA Membership)		\$ 10.00	
Banquet Only (___ Beef ___ Salmon ___ Veg) Saturday		\$ 85.00	
Ladies Rail Fan Lunch		\$ 20.00	
Convention Patch		\$ 5.00	
Convention Pin		\$ 5.00	
Convention Shirt Men's S M L XL Short Sleeve or Pocket Polo (Circle Size & Type)		\$ 30.00	
Convention Shirt Men's 2XL 3XL 4XL Short Sleeve or Pocket Polo (Circle Size & Type)		\$ 35.00	
Convention Shirt Lady's S M L XL Short Sleeve or Polo (Circle Size & Type)		\$ 30.00	
Convention Shirt Lady's 2XL 3XL 4XL Short Sleeve or Polo (Circle Size & Type)		\$ 35.00	
Convention Car HO Scale		\$ 30.00	
Convention Car N Scale		\$ 24.00	
(Extra Fare)			
MetroRail Maintenance Facility Tour (Includes Bus & Light Rail Transportation) ◆		\$ 32.00	
Silver Splendor Dome Car Trip to Santa Barbara (Includes Breakfast & Dinner served in the car) - Friday ▲◆		\$ 135.00	
Los Angeles Union Station Behind the Scenes Walking Tour (Includes Bus Transportation) ◆		\$ 37.00	
Magic Castle Brunch & Magic Show - Sunday Morning ▲		\$ 62.00	
Total			

▲ This Extra Fare Reservation is non-refundable unless tour is canceled by Convention Committee

◆ Tour is Limited to 48 Persons

Credit Card Visa M/C Circle Card Type

Card Number: _____ CV# _____

Issued To: _____ Please Print _____

Expiration: _____ Signature: _____

Month Year

Cash
Check
C/C

Make Checks Payable to: Los Angeles Division

James Keena, PSR 2016 Registrar, 12341 Heritage Springs Drive, Santa Fe Springs, CA 90670
 Registrar's Contact Information: Email: pkeenawhittier@msn.com Phone: (562) 325-3846

Form 10-11-15

“ Freight Fright” Report



On Oct. 24th and 25th the your LA Division held its annual Freight Fright modular club show at South Coast Botanic Garden. This presently is a public invited event to promote the model railroad hobby. Over the years several fathers and grandfathers have become modelers because of their children and grandchildren obvious interest in the hobby only to become avid modelers some of which have joined the NMRA. This year we had a suggestion by a mother that we should provide something more than for the kids and just watch the trains. During the conversation an idea was born to have sheets of paper with a flat drawing of all the sides of a 40' box car which would be cut out and the kids color. Once colored the car could be folded and set over a 40' box car and run around they a layout. Carl Heimberger created and drawing of a box car just large enough to fit over a 40'er. It met with great success. My hand got tired of cutting out boxcars. Running around a layout was not attempted at this time. The idea is in development with a more detailed car designed and a method of cutting the design out using

a die. We are now seeking sponsorships to offset the coast. Everyone we've talked with thinks it's a great idea and once you see it you'll think so too. Once the project is finalized and proven the plan is to make it available to the NMRA Assoc., regions and divisions.

This years clubs that set up for the show were Zo-Cal, Southern California Traction Club, Orange County Modular Railroaders,'20's & '30's Modular Model Railroad, Antelope Valley N' Scalers, Southern California S Gaugers, Group 160 N-Track Modular Railroad, Southern California Garden Railroad Society. The event has become popular with modular groups that we do not have enough room for all clubs to participate and we are now in the process of developing a rotating system, so all interested clubs have the opportunity to display. If your modular club might be interested please contact me, Mike Allee RMALLEE@ME.COM. It takes place either on the Halloween weekend or the weekend before.





FROM THE PAST

BUILD YOUR OWN SWITCH FROGS

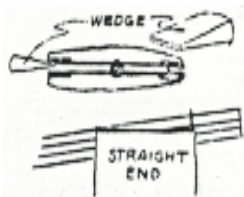
Switch frogs are easy to make. You may use L.M.P. silver solder or as I prefer, hard solder. There is an advantage in using hard solder, in that the point is stronger, looks better, and will not lose its shape or angle during soldering of the wing rails. It is also more stable during filing. This article will take into consideration the frog point only. It is considerably easier to the wing rail in place, because of the tendency to move the wing rail throat too close to the point tip, thus affecting the flange way through the frog. Discussion of the whole frog will be made however.

First we must consider how many frogs you want and why. Are you making 50 to 100 for a layout or 5 for a super-detailed module?

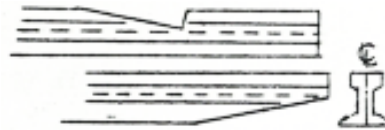
If making a large amount of points, I suggest that you get a 1" contour belt sander made by Rockwell, it is however expensive, or get a cheaper model by Gilliom or U.S. Tool. These are serviceable. If using only a #2 cut file with a safety edge. In using the belt sander a jig may be made for each frog angle and a stop with adjustable screw may be used for adjustment. The rail may be held free hand. When free hand holding the rail, there is a tendency to cut the angles



too long; and when using the jewelers ring clamp the tendency is to shorter angles. In using the ring clamp the rail is put in the straight end and at a low angle. The wedge is inserted in the other end and tapped tight. A jewelers saw is used to saw halfway through the rail side 1/2" from the end. A #2 cut file is used to remove the extra stock. The section through the dovetail must be square from rail head to base. If it

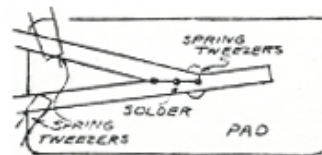


is not file square it will cause the frog to bow up or down when soldered.



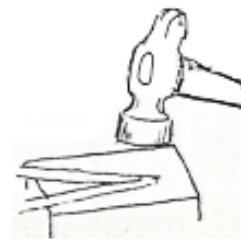
is not file square it will cause the frog to bow up or down when soldered.

Do not make the dovetail like the book shows; do not bend the rail prior to notching and soldering. It is too hard to estimate the correct angle and the placing of the notch. Grind or file the rails so that the ends are exactly 1/2 of the rail web, fit and check for proper angle. Next take a fine file and break the inner edges of the dovetail at the head, where the rails go together.



This will make the dovetail visible after soldering. Next place two parts of the frog on the

hard asbestos pad rail head up. Use a pair of pointed spring tweezers to hold the point ends together until you have the rail clamped down. Then clamp the ends of the rails with two pairs of flat spring tweezers. Remove the tweezers at the point for the soldering operation. Place the hard pad tweezers and all on top of the perfection soldering block. Using the techniques learned in hard soldering; place three snippets of solder along the joint and one where they join at the web or rail side. Solder, pickle, and rinse. Turn the point over with the rail base up. Clamp with tweezers, observe the bottom of the joint. If it is not filled, add several solder snippets. Heat until the solder flows.

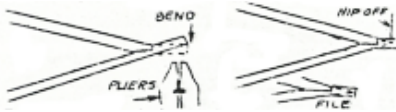


When removing the flame, travel toward the "vee" of the frog rather than the point. By heating on the rail base, the solder is drawn towards the heat and away from the rail head - leaving the dovetail joint neatly exposed. Pickle, rinse, and dry. The point will probably be slightly dished



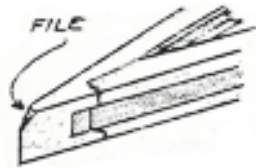
From the Past: (continued)

on one side, or slightly mismatched at the rail head. File any extra solder from the rail base. Place the dished side down and tap lightly with a ball pein hammer to flatten. This may have to be done a little harder when the dovetails are slightly misaligned from base to head.




Take a few swipes of a fine file on the base and head to finish.

Taking a pair of parallel jaw chain nose pliers, slide the rail in the cross grooves in the jaws, leaving the rail base in the groove. Bend the tip to the center of the frog angle. Lay a card along both sides of the rail heads, where they intersect the centerline of the point, and nip the point off. File the rail head and base to a point parallel to the frog sides. File the point off and break the edge off the frog nose.



You are now finished with the point. You may wish to lay the wing rails separately or go further by putting them along with the point on a plate and detailing the bolts rivets and angle bars of the frog. Use ochre on the dovetail to keep it from shifting.

A prototype note: The frog is made and usually installed so that the divergent side of the switch is the side with the dovetail. The wheel flange side thrust tends to shove the dovetail closed. In a three way stub switch the dovetails of the first two frogs are on opposite sides the third frog, and is made either way, or a straight with no dovetail. See anatomy of a stub switch.



Los Angeles Divison NMRA
Next Board Meeting
Thursday, Dec 10th 7:00 PM
GMRRC
619 Hahn Ave. Glendale CA. 91203

Flat Spots:

Featuring Ron Westlund

Typical model railroaders in action.



“It’s a 1/8 engine screw, it couldn’t have rolled much further than this spot”.



From the Website guy: (continued from page 5)

years and the outside shows the effects. The inside however, is quite a different story. From the second I stepped into the car I knew it was a treasure. The National Embassy never went to Amtrak and looks (and smells) like it must have when running on the City of Los Angeles or any other of the famous Union Pacific streamliners. I took my time in the car and relished the atmosphere with true appreciation. It was hard to exit the car but unfortunately without air conditioning it was a bit warm inside to say the least. We finished the day by following the railroad track to Piru, looking at another large and now out of use trestle and finally end of track. It was a really nice day out with some full size vintage equipment.



Outing #2 – A day photographing trains in the Los Angeles area. In the past I have spent a lot of time photographing trains up in Tehachapi and Cajon pass and didn't really take a look at what was in my own backyard. Even though railroading has certainly changed since then, I got the interest in seeing what is there now. Again, my friend Scott and his son Sam were my companions for this trip. They had spent some time recently scouting out prime spots so I knew it would be an interesting day. We started out at a location just below downtown L.A. next to the U.P. tracks that end up at the Los Angeles Harbor. When we got there a stack train was stopped, blocking a crossing. It started moving shortly after we got there and was backing up so we got a chance to photograph the

locomotives. We then moved to a spot right across the L.A. River from the Amtrak coach yards, so we also had a great view of the flyover by Redondo, which was perfect for seeing the Amtrak and Metrolink traffic heading in and out of LAUPT. It turned out that the traffic that day was rather heavy and in a very short period of time we saw 8 or 10 U.P. trains alone and more than that number in Amtrak and Mertolink trains. We then decided to see some BNSF activity and went to the Metrolink station right across from the Commerce engine facility. There were plenty of BNSF trains that went by us there and in between I walked the length of the platform, which allowed me to take some great shots of power being serviced. The next stop was the U.P. yard at Industry. Fortunately there is a vehicle overpass with sidewalks that offered a great view of the locomotives that were stored there on that day. Our final stop was the Amtrak station at Pomona and the vicinity. Again the U.P. didn't disappoint and we saw plenty of trains before it was time to head for home. It was a great day and I ended up with over 700 photos !!!!! That day I really learned to appreciate seeing railroads in a more urban setting.

Since railroading is so very different than what I grew up with and what made an impression on me I have no intention of giving up modeling and the true sense of nostalgia it allows me. But, on these two outings I found there are still places I can go to see the trains of my past and that railroading of the present is still very interesting and awesome. In fact, in the past year I have done something I never thought I would do. I have added some modern "thingys" to my collection !!

Tim Johnson
Webmaster
LA Div. PSR NMRA
.....

2016 Santa Susana RR Historical Society Swap Meet Schedule



2016 Swap Meets:

March 19, 2016

May 21, 2016

August 27, 2016

October 22, 2016

7:00 am to 4:00 pm, Swap Meet

<http://www.santasusannadepot.org/Clubhome.html>

All scales are welcome. Railroad related books, magazines, art and memorabilia will also be available for purchase.

Open house at layout from 10 am to 4 pm.

Santa Susana Park Pavilion. 6503 Katherine Road, Simi Valley, CA.

Link to map: <http://tinyurl.com/ptbo8zm>

Vendor table info, contact David Putnam, (661) 753-6006 or email:
events@santasusannadepot.org





2015 NMRA National Convention Portland, Oregon



DoubleTree Hilton
Portland

Mona Raymer getting experience at a
Gary Butts' resistance soldering clinic.



James Keena presenting hands
on "Make and Take" clinic.





Why Attend a NMRA Convention?

Why Attend a NMRA Convention?

The National Model Railroad Association each year sponsors a national convention, but local Divisions also host their own Conventions, in order to provide a place for the membership to meet to continue their association with the hobby in a common forum.

Convention consists of multiple activities for the member to learn and participate in all aspects of the hobby. In the course of a few days, the convention attendee may tour and attend events such as:

Clinics which instruct the member in the techniques of the hobby.

Symposiums on the prototype railroads.

Tour model railroads in the surrounding area.

Tour railroad facilities.

Tour hobby manufacturing facilities.

Tour railroad related industrial facilities.

Tour the sites and special attractions of the area of interest for family.

Attend an auction of model railroad equipment.

Participate and /or view the superb hobby models in the model contests.

Attend meetings on the future of the hobby.

Meet with hobby manufacturers and industry publication representatives.

Attend the largest train show in the country.

Attend meetings specialized for your particular interest.

Attend social functions and learning clinics on non railroad related subjects.

Meet and make friends with people who share the same interest.

Meet with representatives of the association and the Kalmbach Memorial Library.

There are so many activities at a national convention it is difficult to do it all during the course of a convention week. As an example, a national convention has almost a 100 different clinics and symposiums, and over 30 model railroad visits scheduled during a week long convention.

So don't miss out - don't delay. Find the next scheduled Convention event nearest to you - and get involved.

2015 Los Angeles Division Directory

Division Superintendent - Mike Allee

23627 Cahuilla Rd., Apple Valley, CA 92307
(626) 533-9913 rmallee@me.com

Division Director - Pat Raymer

2655 El Caminito La Crescenta, CA 91214
(818) 957-7351 membership@ladiv-nmra.org

Convention Chairman - Carl Heimberger

1256 Old Hickory Rd., Corona Ca. 92882
Cell: (951) 256-1319. cjheimberger@gmail.com

Chief Clerk/Paymaster - James Kenna

12341 Heritage Springs Drive
Santa Fe Springs, CA 90670
Cell: (562) 325-3846 pjkeenawhittier@msn.com

Membership - Ron Varnell

2741 Plaza del Amo. #213 Torrance, CA 90505
310-213-1697 brassrr844@aol.com

Member Aid Chairman - Lloyd Lehrer

401 9th St. Manhattan Beach, CA 90266
(310) 951-9097 lloydlehrer@gmail.com

L.A. Coupler Editor - Scott Sackett

1264 Alameda Ave. Glendale CA. 91201
(818) 846-1735 essaness@pacbell.net

L. A. Division Webmaster - Tim Johnson

10859-1/2 Kling St. North Hollywood CA 91602
(818) 634-8389 airplanedad@yahoo.com

Achievement Chair - Michael O'Brien

1070 N. Marengo Ave. Pasadena CA. 91103
(626) 798-7087 mikeobrien@corbu.us

Flagstop - Lindsay Smith

909-599-0182 wlindsays31@verizon.net

please also refer to: PSR Dispatch 1446 Paseo Gracia San Dimas, CA 91773-3915

Raillette Chair & Business/Circulation Manager positions are VACANT



NATIONAL MODEL RAILROAD ASSOCIATION, INC ®

P.O. Box 1328
 Soddy Daisy, TN 37384-1328
 Phone: (423) 892-2846 Fax: (423) 899-4869
 Email: nmraops@nmra.org Website: www.nmra.org

RENEWAL NOTICE

NMRA Membership Type	1 Year	Total
Member with NMRA Magazine Subscription ~ All Rights and Benefits; includes NMRA Magazine	\$ 66.00	
Member without NMRA Magazine Subscription ~ All Rights and Benefits; <u>does not</u> include NMRA Magazine	\$ 44.00	
Family ~ Spouse or minor child of above member in good standing; DOES NOT include NMRA Magazine or voting rights. <u>Provide</u> member's name below. Name: _____ DOB: _____	\$ 9.00	
Student ~ Anyone under 18 years or student between 19-25 years of age All rights and benefits and includes NMRA Magazine. DOB: _____	\$ 32.00	
Sustaining ~ Mandatory for group memberships (Clubs, Associations, Businesses) All Rights and Benefits and includes NMRA Magazine.	\$110.00	

Region Subscription Options For Member					
Circle the option of your Choice					
Subscription Type	1 Yr	Total	Subscription Type	1 Yr	Total
21 ~ Northeastern Subscription	\$ 7.00		30 ~ Mid Eastern Subscription	\$ 9.00	
23 ~ North Central Subscription	\$10.00		33 ~ South Eastern Subscription	\$10.00	
24 ~Thousand Lakes Subscription	\$10.00		36 ~ Sunshine Subscription	\$10.00	
26 ~ Pacific Coast Subscription	\$ 8.00		* ~ Out of regions subscriptions may be charged additional fees by Region		
28 ~ Midwest Subscription	\$ 6.00				

Contact Info	Phone: _____
	E mail: _____

PAYMENT	NMRA Membership Total:	\$
	Regions Subscription Total:	\$
	Merchandise Order Total:	\$
	PLEASE INCLUDE SHIPPING	\$
	Donation Amount:	\$
	Grand Total:	\$

Go to the NMRA website at www.nmra.org and visit the online store for the latest merchandise updates
 We also accept MasterCard, Visa, American Express and Discover

Credit Card No. Verification Code

Expiration Date:

Month

Year

 Signature _____

Return entire renewal notice along with your payment • All Payments must be made in U.S. FUNDS ONLY • Make checks payable to NMRA



MODEL TRAIN & RAILROAD EVENTS:

2015

December

- 11th, 12th, 13th, 18th, 19th & 20th: Orange Empire Railroad Museum
Santa's North Pole Special 951-943-3020
- 7th Glendale Model Railroad Club Open House, 619 Hahn Ave. Glendale, CA 91203
<http://www.gmrrc.org>
- 4th to 6th Lompoc Valley Model Railroad and Historical Society Open House. Lompoc, CA,
11th 1930-2200 Pacific Railroad Society, Joslyn Center, 210 N Chapel Ave,
Alhambra CA Info: <http://www.pacificrailroadsociety.org/>
- 12th San Diego Division Layout Tour, Don & Kim Fowler, Santee, CA. Noon - 3pm.
Info_layouts@SanDiegoDivision.org
- 12th San Diego Division Christmas Party, details TBA. meets@SanDiegoDivision.org
- 18th Electric Railway Historical Association, <http://www.erha.org/erhainfo.htm>
- 20th TTOS-SP Open House Meet @ Brookhurst Community Center 10:00 am – 4:30 pm

2016

January

- 9th San Diego Division Layout Tour, details TBA. [layouts @SanDiegoDivision.org](mailto:layouts@SanDiegoDivision.org)
- 16th San Fernando Valley Railroad Historical Society Slide Show, Pasadena
- 16th, 17th Redlands, CA All Aboard For Train Days, San Bernardino County Museum.
2024 Orange Tree Lane, Redlands, CA 92374 <http://www.sbcounty.gov/museum/>
- 16th & 17th Orange Empire Railroad Museum Behind The Scenes. OERM.org
- 30th & 31st Great Train Show 1000 to 1600. Orange County Fairgrounds 88 Fair Drive,
Costa Mesa, CA 92626 <http://www.greattrainexpo.com/>

February

- 6th Santa Fe Railway Historical & Modeling Society Mini-Meet,
Christ Lutheran Church of West Covina, 311 S. Citrus Street, West Covina.
Please direct questions to: Charlie Schultz at (909) 596-5870 Ctschult@aol.com.
- 12th -21st Coachella Valley Model Railroaders Operating Display,
Riverside County Fair & National Date Festival, Indio
- 13th San Diego Division Winter Meet, details TBA. Meets@sandiegodivision.org
- 13th & 14th Great Train Show, Del Mar

March

- 5th Model Railroads of Southern California Inland Empire Layout Tour #46 (Hemet Area)
chiefbobbb@Verizon.net.
- 5th Orange Empire Railway Museum Swap Meet, Perris CA
- 11th-13th Model Railroads of Southern California Bakersfield-Tehachapi layout tour #47
in conjunction with the Golden Empire Historical and Modeling Society's
train show in Bakersfield chiefbobbb@Verizon.net.

MODEL TRAIN & RAILROAD EVENTS:



March 2016 (Cont'd)

- 12th & 13th Golden Empire Historical & Modeling Society Kern County Fair. Sat 1000 to 1700, Sun 1000 to 1600. 1142 South "P" Street, Bakersfield, CA
- 12th San Diego Division Layout Tour, Location TBA
- 12th Coachella Valley Model Railroaders Open House, Indio
- 19th Winterail. Corvallis, OR www.winterail.com
- 19th Santa Susana RR Historical Society Swap Meet, Simi Valley
7:00am to 10:00am Santa Susana Park Pavilion. 6503 Katherine Road, Simi Valley, CA.
Link to map: <http://tinyurl.com/ptbo8zm> . Vendor table info, contact David Putnam, (661) 753-6006 or email: events@santasusannadepot.org
<http://www.santasusannadepot.org/Clubhome.html>
Open House starts at 10:00 a.m. to 4:00 p.m.
- 19th & 20th Steampunk Carnival, Orange Empire Railway Museum , Perris

April

- 2nd Western Prototype Modelers Meet
- 9th Cajon Division Meet, Temecula
- 9th San Diego Division Layout Tour
- 9th NMRA PRS BOD Meeting. Temecula Senior Center – Board Room, 41845 6th St., Temecula, CA 92590
- 20th -24th PCR Convention, Modesto
- 23rd SpringRail, 6625 Dale Road, Buena Park, CA
- 23rd & 24th City of Fillmore Spring Rail Festival. 9:00am TO 5:00pm. Central Park, Central Ave. & Main St., Fillmore, CA 93015
- 30th-May 1st Railroad Days, Fullerton

May

- 1st Railroad Days, Fullerton
- 14th San Diego Division Spring Meet, Vista
- 21st Daylight Division Meet, Bakersfield
- 21st Santa Susana Railroad Historical Society Swap Meet, Simi Valley
7:00am to 10:00am. Open House starts at 10:00 a.m. to 4:00 p.m. Santa Susana Park Pavilion. 6503 Katherine Road, Simi Valley, CA.
- 21st & 22nd The Big Train Show, Sat 10-1700, Sun 10-1600 Ontario Convention and Visitors Bureau, 2000 E. Convention Center Way, Ontario, California 91764 <http://bigtrainshow.com/>

June

- 11th San Diego Division Layout Tour
- 22nd to 26th Santa Fe Railway Historical & Modeling Society Convention Wichita, KS

July

- 3th to 10th NMRA National Convention, Indianapolis, IN



MODEL TRAIN & RAILROAD EVENTS:

August 2016

- 13th San Diego Division Summer Meet, Vista
- 27th Santa Susana Railroad Historical Society Swap Meet, Simi Valley
7:00am to 10:00am Santa Susana Park Pavilion. 6503 Katherine Road, Simi Valley, CA.
Link to map: <http://tinyurl.com/ptbo8zm> . Vendor table info, contact David Putnam, (661) 753-6006 or email: events@santasusannadepot.org
<http://www.santasusannadepot.org/Clubhome.html>
Open House starts at 10:00 a.m. to 4:00 p.m.

September

- 10th San Diego Division Layout Tour
- 21th to 25th PSR/NMRA Regional Convention, Culver City, CA
- 25th Model Railroads of Southern California Layout Tour Southern California
- 21st -26th Southern Pacific Historical & Technical Society Convention, Palm Springs
Info: Ed Hall spedsd45@yahoo.com

October

- 6th - 9th Model Railroads of Southern California Layout Tour, San Luis Obispo & Northern Santa Barbara Counties
- 7th - 9th Central Coast Railroad Festival, San Luis Obispo & Northern Santa Barbara Counties
- 22nd Santa Susana Railroad Historical Society Swap Meet, Simi Valley
7:00am to 10:00am Santa Susana Park Pavilion. 6503 Katherine Road, Simi Valley, CA.

2017

January

- 7th & 8th Great Train Expo 1000 to 1600. Convention Center, 800 W. Katella Ave., Anaheim, CA 92802-3415 Anaheim, CA
<http://www.greattrainexpo.com/>

February

- 13th & 14th Great Train Expo, Del Mar, CA 1000 to 1600. Del Mar Fairgrounds, 2260 Jimmy Durante Blvd., Del Mar, CA 92014-2216
<http://www.greattrainexpo.com/>

July

- 30th to August 6th NMRA Convention, Orlando, FL.

2018

August

- 5th to 12th NMRA Convention Kansas City MO